



Bimecc®

wheel
accessories

edition 10

Bimecc

Bimecc Engineering, a leading European manufacturer of fastening solutions and accessories for car alloy wheels. We proudly present our new technical and application catalogue, featuring a range of new products to complete our established range.

In an ever-growing competitive market, Bimecc's state of the art manufacturing facility continues produce products to the highest possible standards and strives to exceed customers expectations regarding quality and delivery service.

To guarantee the best service in North Europe and in Usa, Bimecc has established two warehouses: the first based in Hertfordshire UK, the second in California USA.

OUR MISSION

"Providing fastening solutions and accessories for auto wheels"

To be an excellent supplier, with above average development and maintenance ideals specializing in state-of-the art wheel accessories.

We shall strive to excel in services rendered to our customers by consistently delivering the highest quality product and services on schedule.

OUR VISION

"A wrong fitting of a car wheel might be a safety problem. Bimecc knows how to solve it"

CUSTOMIZATION

Besides to personalized labeling and packaging, Bimecc with its flexible manufacturing capabilities offers to the customer a product customization service also.

In short time, starting from our standard range of products we can reduce the length of a thread or the outside diameter of a cylindrical head bolt as well reduce the cone of a conic nut.

We can also produce car wheel fasteners by customer drawing.



.....FOR THOSE WHO DEMAND EXCELLENCE....



PRODUCTION LINES



WAREHOUSE AND PACKING LINES



WAREHOUSE

Bimecc®


R&D

Bimecc is characterized by a strong rush towards innovation, and by the considerable investments devoted to Research and Development. Bimecc employs 3 CAD/CAM stations to develop its products. This guarantees repeatability and short development time from concept to final approval. Our machinery division employs the aid of the most advanced computerized systems and is completely automated to achieve the highest production at the lowest cost. Our high-precision production processes ensure that our products are well fitted for automated assembly lines.

Bimecc R&D and engineering teams are ready to work with you to ensure that all your specifications are met.

QUALITY

With total customer satisfaction as our quality policy objective, we have well-defined and documented quality standards and procedures that have been laid down for project management. The entire Quality System monitors customer relationships and human resources management. During each phase of the manufacturing process, there are controls in place for quality inspections. On going dimensional tests, corrosion tests, and torque & tension tests guarantee the respect of our high quality target.



Cross section analysis on chrome plating coating

QUALITY ACCREDITATION

In 1996 Bimecc achieved ISO9001 quality system certification and in 2000 the QS-9000 quality system certification.

Bimecc is certified to ISO/TS 16949 and ISO 9001 by TÜV.



.....ACCESSORIES FOR ALLOY WHEELS....

PACKAGING

Bimecc offers a wide range of packaging. BIMECC can save our customers time and money by custom packaging and labelling its parts to fit your needs. For requirements ranging from boxing parts to custom labelling, our Custom Packaging Department can help. The Custom Packaging Department provides two primary services.

One service offers the option of packaging product to meet the specific needs of the customer. We can package specific parts with specific quantities in a variety of boxes or bags. We can also custom label these packages with information relating to the product.

The other service provided by Custom Packaging is maintaining sufficient inventory quantities of the parts offered in our catalogue in bulk version.

Bulk packaging

Bulk packaging



Wheel set packagings



Plastic bags



BLISTER PACKAGING

NEW

Bimecc cares about wheel safety. In fact, our company is playing an active role to make wheel specialists and drivers more conscious of the relevant link between wheel fastenings and car safety. Our sales team is at your disposal for any information.

If you are interested and you want to discover more about our campaign 'Bimecc Blister makes your car safer', please visit the web site: www.bimeccblister.com
Or scan:



LUG NUTS	Cone seat 60°	8-12
	Ball seat	13
	Tuner & adaptors	14-15
	Wheel lock kits	27
LUG BOLTS	Cone seat 60°	16-19
	Flat seat	18
	Ball seat	20-22
	Tuner & adaptors	24-25
	Wheel lock kits	26
PCD VARIATIONS NUTS-BOLTS	Cone seat 60°	23
WRENCH & ADAPTORS	Adaptors	27
	Wheel brace	27
MOTORSPORT ACCESSORIES	Hub studs	28
	Copper coated nuts	29
	Aluminium nuts	30
	High resistance nut	30
	Flat nuts	31
	Camber adjustment	31
	Steel inserts	31
SPLINE WHEEL STUD		32
PLASTIC COVER CAP		32
AESTHETIC & MODULAR STUDS AND NUTS		33
WHEEL SPACERS		34
WHEEL CENTER CAPS		35
HUB CENTRIC RINGS		36-37
NUTS AND BOLTS FOR ORIGINAL EQUIPMENT		38-55

NEWS

Motorsport accessories

(See page 28-31
for all available parts)



New M14x1,25 spherical bolts

(See page 20 for all available sizes)



New original bolts and nuts

(See page 38 for our new updated application list.)



cone seat 60°

17 mm HEX

Short Head nuts

NEW



CLOSED LUG NUTS CONE SEAT 17mm HEX	
THREAD SIZE	PART #
M12x1,5	D90
M12x1,25	D91
M12x1,75	enquire
M14x1,5	enquire
M14x2	enquire
3/8 UNF	enquire
7/16 UNF	D93
1/2 UNF	D92
9/16 UNF	enquire

OPEN LUG NUTS CONE SEAT 17mm HEX	
THREAD SIZE	PART #
M12x1,5	D95
M12x1,25	D96
M12x1,75	D99
M14x1,5	D95D
M14x2	enquire
3/8 UNF	enquire
7/16 UNF	enquire
1/2 UNF	D97
9/16 UNF	enquire

OPEN LUG NUTS CONE SEAT 17mm HEX	
THREAD SIZE	PART #
M12x1,5	D95RH
M12x1,25	D96RH

cone seat 60°

19 mm (3/4") HEX



CLOSED LUG NUT-CONE SEAT 19mm HEX			
THREAD SIZE	PART #	THREAD SIZE	PART #
M12x1,5	D6	M12x1,5	D1
M12x1,25	D2	M12x1,25	D3
M12x1,75	enquire	M12x1,75	D175
M14x1,5	D13	M14x1,5	D5
M14x2	D13X2	M14x2	D5X2
3/8 UNF	D638	3/8 UNF	enquire
7/16 UNF	D16	7/16 UNF	D7
1/2 UNF	D10	1/2 UNF	D4
9/16 UNF	D6H	9/16 UNF	enquire

.....FOR THOSE WHO DEMAND THE EXCELLENCE....

LUG NUTS

cone seat 60°

19 mm (3/4") HEX

Lifetime Warranty
RUST PROOF STAINLESS STEEL CAP



**CLOSED LUG NUT-CONE SEAT 19mm
HEX W/ STAINLESS STEEL CAP**

THREAD SIZE	PART #
M12x1,5	D30
M12x1,25	D31
M12x1,75	D35
M14x1,5	D32
M14x2	enquire
3/8 UNF	enquire
7/16 UNF	enquire
1/2 UNF	D33
9/16 UNF	enquire

cone seat 60°

19 mm (3/4") HEX

Short Head nuts



OPEN LUG NUTS CONE SEAT 19mm HEX	
THREAD SIZE	PART #
M12x1,5	D60
M12x1,25	D61
M12x1,75	D65
M14x1,5	D62
M14x2	D62X2
3/8 UNF	enquire
7/16 UNF	D64
1/2 UNF	D63
9/16 UNF	D60H

OPEN LUG NUTS CONE SEAT 19mm HEX	
THREAD SIZE	PART #
M12x1,5	D14
M12x1,25	D23
M12x1,75	D1475
M14x1,5	D17
M14x2	D17X2
M14x1,25	D17X125
3/8 UNF	enquire
7/16 UNF	D14U16
1/2 UNF	D22
9/16 UNF	enquire

NEW

cone seat 60°

19 mm (3/4") HEX



OFF ROAD LUG NUTS CONE SEAT 19mm W/SHANK

THREAD SIZE	PART #
M12x1,5	D40
M12x1,25	D41
M12x1,75	D45
M14x1,5	D42
M14x2	enquire
3/8 UNF	enquire
7/16 UNF	enquire
1/2 UNF	D43
9/16 UNF	enquire

THREAD SIZE	PART #
M12x1,5	D100
M12x1,25	D101
M12x1,75	enquire
M14x1,5	D102
M14x2	enquire
3/8 UNF	enquire
7/16 UNF	enquire
1/2 UNF	D103
9/16 UNF	enquire

OPEN OFF ROAD LUG NUTS CONE SEAT 19mm W/SHANK

THREAD SIZE	PART #
M12x1,5	D110
M12x1,25	D111
M12x1,75	enquire
M14x1,5	D113
M14x2	D114
3/8 UNF	enquire
7/16 UNF	enquire
1/2 UNF	D112
9/16 UNF	D115

cone seat 60°

21 mm (13/16") HEX



OFF ROAD LUG NUTS CONE SEAT 21mm HEX W/SHANK


THREAD SIZE	PART #
M12x1,5	D70
M12x1,25	D71
M12x1,75	enquire
M14x1,5	D76
M14x2	enquire
3/8 UNF	enquire
7/16 UNF	enquire
1/2 UNF	D73
9/16 UNF	enquire

.....FOR THOSE WHO DEMAND THE EXCELLENCE....

LUG NUTS

cone seat 60°

21 mm (13/16") HEX



CLOSED LUG NUTS CONE SEAT 21mm HEX

THREAD SIZE	PART #	THREAD SIZE	PART #
M12x1,5	D26	M12x1,5	D8
M12x1,25	enquire	M12x1,25	D9
M12x1,75	enquire	M12x1,75	enquire
M14x1,5	enquire	M14x1,5	D8D
M14x2	enquire	M14x2	enquire
3/8 UNF	enquire	3/8 UNF	enquire
7/16 UNF	enquire	7/16 UNF	enquire
1/2 UNF	enquire	1/2 UNF	D15
9/16 UNF	enquire	9/16 UNF	enquire

cone seat 60°

21 mm (13/16") HEX

Lifetime Warranty
RUST PROOF STAINLESS STEEL CAP



CLOSED LUG NUTS CONE SEAT 21mm HEX WITH STAINLES STEEL CAP

THREAD SIZE	PART #	THREAD SIZE	PART #
M12x1,5	D50	M12x1,5	D29
M12x1,25	D51	M12x1,25	enquire
M12x1,75	enquire	M12x1,75	enquire
M14x1,5	D52	M14x1,5	D29D
M14x2	enquire	M14x2	D29X2
3/8 UNF	enquire	3/8 UNF	enquire
7/16 UNF	enquire	7/16 UNF	enquire
1/2 UNF	enquire	1/2 UNF	D29U2
9/16 UNF	enquire	9/16 UNF	D29G

**cone seat 60°
21 mm (13/16") HEX**

**cone seat 60°
22 mm (7/8") HEX**



**IDEAL FOR
UNDER CAP FITMENT**



OPEN LUG NUTS CONE SEAT 21mm HEX	
THREAD SIZE	PART #
M12x1,5	D21
M12x1,25	D24
M12x1,75	enquire
M14x1,5	D21D
M14x2	enquire
3/8 UNF	enquire
7/16 UNF	enquire
1/2 UNF	enquire
9/16 UNF	enquire

OPEN LUG NUTS CONE SEAT 22mm HEX	
THREAD SIZE	PART #
M12x1,5	enquire
M12x1,25	enquire
M12x1,75	enquire
M14x1,5	D18D
M14x2	D18X2
3/8 UNF	enquire
7/16 UNF	enquire
1/2 UNF	D18
9/16 UNF	enquire

cone seat 60°

22 mm (7/8") HEX

Lifetime Warranty
RUST PROOF STAINLESS STEEL CAP

CLOSED LUG NUTS CONE SEAT 22mm HEX W/STAINLESS STEEL CAP	
THREAD SIZE	PART #
M12x1,5	enquire
M12x1,25	enquire
M12x1,75	enquire
M14x1,5	DC22D60
M14x2	DC22D14X2
3/8 UNF	enquire
7/16 UNF	enquire
1/2 UNF	enquire
9/16 UNF	DC22G60



CLOSED LUG NUTS CONE SEAT 22mm HEX W/STAINLESS STEEL CAP	
THREAD SIZE	PART #
M12x1,5	enquire
M12x1,25	enquire
M12x1,75	enquire
M14x1,5	enquire
M14x2	enquire
3/8 UNF	enquire
7/16 UNF	enquire
1/2 UNF	enquire
9/16 UNF	DC22G75

.....FOR THOSE WHO DEMAND THE EXCELLENCE....

LUG NUTS

ball seat 17 mm HEX



OPEN LUG NUTS BALL SEAT 17mm HEX (RADIUS 12mm)	
THREAD SIZE	PART #
M12x1,5	D95R
M12x1,25	enquire
M12x1,75	enquire
M14x1,5	D95RD
M14x2	D95RX2
3/8 UNF	enquire
7/16 UNF	enquire
1/2 UNF	enquire
9/16 UNF	enquire

ball seat



OPEN LUG NUTS BALL SEAT 19mm HEX (RADIUS 12mm)	
THREAD SIZE	PART #
M12x1,5	D14R
M12x1,25	enquire
M12x1,75	enquire
M14x1,5	enquire
M14x2	enquire
3/8 UNF	enquire
7/16 UNF	enquire
1/2 UNF	enquire
9/16 UNF	enquire

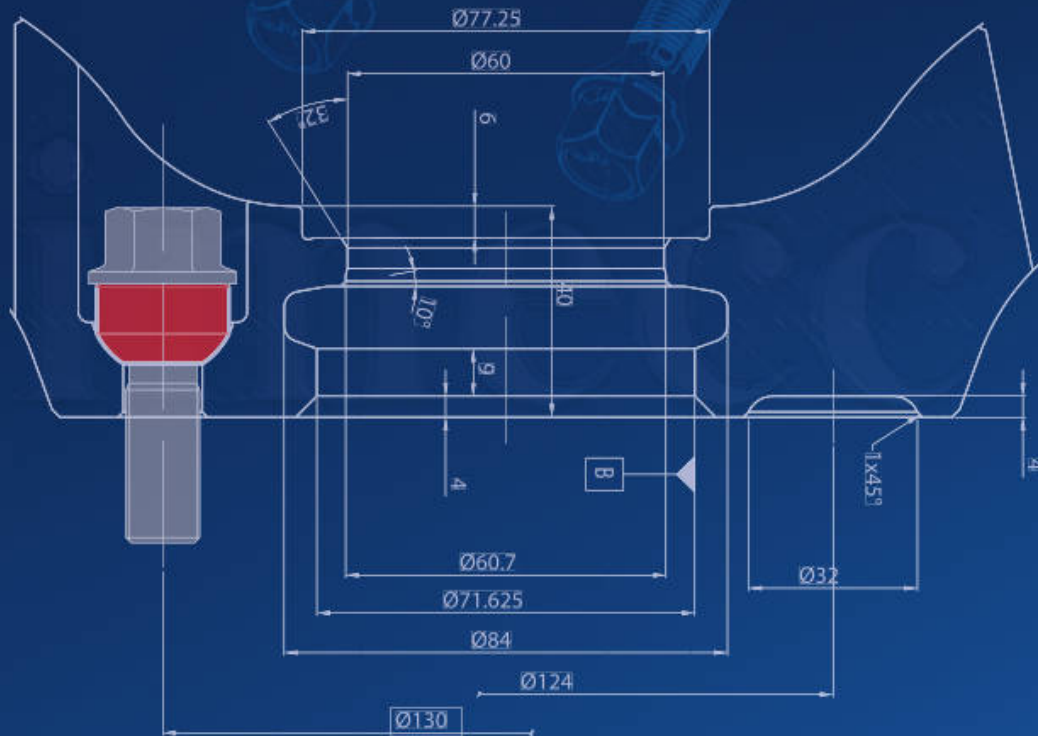
19 mm (3/4") HEX



OPEN LUG NUTS BALL SEAT 19mm HEX (RADIUS 14mm)	
THREAD SIZE	PART #
M12x1,5	enquire
M12x1,25	enquire
M12x1,75	enquire
M14x1,5	D17R
M14x2	enquire
3/8 UNF	enquire
7/16 UNF	enquire
1/2 UNF	enquire
9/16 UNF	enquire



CLOSED LUG NUTS BALL SEAT 19mm HEX W/STAINLESS STEEL CAP (RADIUS 12mm)	
THREAD SIZE	PART #
M12x1,5	D30R
M12x1,25	D31R
M12x1,75	D35R
M14x1,5	D32R
M14x2	enquire
3/8 UNF	enquire
7/16 UNF	enquire
1/2 UNF	D33R
9/16 UNF	enquire



Tuner Nuts 20 & 21,6 mm Outside Diameter



TUNER LUG NUTS CONE SEAT 20mm OD	
THREAD SIZE	PART #
M12x1,5	DST20A
M12x1,25	DST20B
M12x1,75	DST20G
M14x1,5	DST20D
M14x2	DST20DX2
3/8 UNF	enquire
7/16 UNF	enquire
1/2 UNF	DST20E
9/16 UNF	enquire

TUNER LUG NUTS CONE SEAT 21.6mm OD W/SHANK	
THREAD SIZE	PART #
M12x1,5	DSTC20A
M12x1,25	DSTC20B
M12x1,75	enquire
M14x1,5	DSTC20D
M14x2	DSTC20DX2
3/8 UNF	enquire
7/16 UNF	DSTC20F
1/2 UNF	DSTC20E
9/16 UNF	DSTC20H

Tuner Nuts 23 mm Outside Diameter



TUNER LUG NUTS CONE SEAT 23mm OD			
THREAD SIZE	PART #	THREAD SIZE	PART #
M12x1,5	DSTA	M12x1,5	DSTA45
M12x1,25	DSTB	M12x1,25	enquire
M12x1,75	DSTG	M12x1,75	DSTG45
M14x1,5	DSTD	M14x1,5	DSTD45
M14x2	DSTDx2	M14x2	DSTD45X2
3/8 UNF	enquire	3/8 UNF	enquire
7/16 UNF	enquire	7/16 UNF	DSTF45
1/2 UNF	DSTE	1/2 UNF	DSTE45
9/16 UNF	DSTH	9/16 UNF	DSTH45

.....FOR THOSE WHO DEMAND THE EXCELLENCE....

LUG NUTS

Tuner lug nuts adaptors



HEX1	HEX2	L	PART #
17	19	39	BRST1719




HEX	L	PART #
17	70	CSTL17
17	116	CSTL17/116
19	70	CSTL19
21	70	CSTL21



HEX	L	PART #
17	30	CST17
19	30	CST19
21	30	CST21



cone seat 60°
17 mm HEX - M12x1,5



LUG BOLTS M12x1,5 CONE SEAT 17mm HEX		
S	L	PART #
21	46,5	C17A21
22	47,5	LC17A22F
24	49	B27
26	51,5	B12
28	53,5	C17A28
30	55,5	B30
32	57,5	C17A32
35	60,5	C17A35
37	62,5	C17A37
39	64	B34
42	67,5	C17A42
43	68,5	C17A43
45	70,5	C17A45
47	72	C17A50/47
50	75	C17A50
55	80	C17A55
60	85	C17A60

cone seat 60°
17 mm HEX - M12x1,25




LUG BOLTS M12x1,25 CONE SEAT 17mm HEX		
S	L	PART #
24	48,5	C17B24
26	50	C17B26
28	52	C17B28
30	54	C17B30
34	58	C17B34
36	60	C17B36
39	64	C17B39
42	67	C17B42
45	70	C17B45
50	75	C17B50
55	80	C17B60/55
60	85	C17B60

cone seat 60°
17 mm HEX - M14x1,5



LUG BOLTS M14x1,5 CONE SEAT 17mm HEX		
S	L	PART #
20	43,5	B46/20
25	48,5	B46
27	51	C17D27
28	52	B13
30	53,5	C17D30
33	56	B42
35	58	C17D35
38	62	C17D40/38
40	63,5	C17D40
43	67	C17D43
45	69	C17D45
47	71	C17D50/47
50	74	C17D50
55	79	C17D60/55
60	84	C17D60

cone seat 60°
17 mm HEX M14x1,25



LUG BOLTS M14x1,25 CONE SEAT 17mm HEX		
S	L	PART #
27,6	51	C17F27
30	53,5	C17F30
33	56,5	C17F33
35	58,5	C17F35
38	61,5	C17F38
40	63,5	C17F40
43	66,5	C17F43
45	68,5	C17F45
50	73,5	C17F50
55	78,5	C17F55

LUG BOLTS

cone seat 60°

17 mm HEX - SHORT HEAD

Ideal for under cap and wheel spacer application



- The right choice to fix wheel spacers to the hub
- **only 7 mm head height!**



SHORT HEAD LUG BOLTS M12x1,5 CONE SEAT 17mm HEX		
S	L	PART #
19	35	C17A19TB
20	37,5	C17A21TB
19	37	C17A21TBEI
26	42,5	C17A26TB
26	42,5	C17A26TBEI

SHORT HEAD LUG BOLTS M12x1,25 CONE SEAT 17mm HEX		
S	L	PART #
22	41	C17B22TB



SHORT HEAD LUG BOLTS M14x1,5 CONE SEAT 17mm HEX		
S	L	PART #
19	35,5	C17D19TB
20	37,5	C17D21TB
24	40	C17D24TBEI
24	42	C17D26TB

SHORT HEAD LUG BOLTS M12x1,75 CONE SEAT 17mm HEX		
S	L	PART #
18	37,5	C17G21TB
22	42,5	C17G26TB



**flat seat
17 mm HEX
M12x1,25**



LUG BOLTS M12x1,25 FLAT SEAT 17mm HEX		
S	L	PART #
35	57	VPE03
40	62	VPE03-40
45	67	VPE03-45
50	72	VPE03-50
55	77	VPE03-55

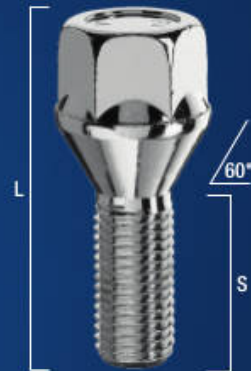
**flat seat
17 mm HEX
M12x1,5**

NEW




LUG BOLTS M12x1,5 FLAT SEAT 17mm HEX		
S	L	PART #
32,5	53,5	VPE05
37	59	VPE04-37
43	65	VPE04-43
48	70	VPE04-48
53	75	VPE04-53

**cone seat 60°
19 mm (3/4") HEX
M12x1,5**




LUG BOLTS M12x1,5 CONE SEAT 19mm HEX		
S	L	PART #
24	49	C19A24
26	51	B15
50	75	C19A50

**cone seat 60°
19 mm (3/4") HEX
M12x1,25**



LUG BOLTS M12x1,25 CONE SEAT 19mm HEX		
S	L	PART #
24	49	C19B24
26	51	C19B26
28	53	B14
32	57	B31
34	59	C19B34
36	61	C19B36
39	64	C19B42/39
42	67	C19B42
46	71	C19B46
50	74	C19B50

**cone seat 60°
19 mm (3/4") HEX
M12x1,75**




**FOR
VOLVO
APPLICATION**

LUG BOLTS M12x1,75 CONE SEAT 19mm HEX		
S	L	PART #
27	53	VOLVO
35	59,5	C19G35

LUG BOLTS

**cone seat 60° 19 mm
(3/4") HEX M14x1,5**



LUG BOLTS M14x1,5 CONE SEAT 19mm HEX

S	L	PART #
28	51,5	C19D30/28
30	53,5	C19D30
33	56	C19D36/33
34	57	C19D36/34
36	59	C19D36
50	73	C19D50
69	92	C19D69

**cone seat 60° 19 mm
(3/4") HEX M16x1,5**



LUG BOLTS M16x1,5 CONE SEAT 19mm HEX

S	L	PART #
33	54	2005-02-01

cone seat 60°

19 mm HEX - M14x1,5

WITH MOBILE WASHER



LUG BOLTS M14x1,5 CONE SEAT 19mm HEX

S	L	PART #
28	57,5	PC19D28-MW
30	59,5	PC19D30-MW
37	66,5	PC19D37-MW
42	71,5	PC19D42-MW
45	74,5	PC19D45-MW
48	77,5	PC19D48-MW
53	82,5	PC19D53-MW
58	87,5	PC19D58-MW



LUG BOLTS M14x1,5 CONE SEAT 19mm HEX W/WASHER Hollow head

S	L	PART #
34	61	C19D34-MW

ball seat 17 mm HEX - M12x1,5 (radius 12mm)



LUG BOLTS M12x1,5 BALL SEAT
17mm HEX (radius 12 mm)

S	L	PART #
21	42,5	LS17A21F
23	42,5	S17A23
26	45,5	S17A26
28	48,5	S17A28
30	50,5	S17A30
32	53,5	S17A32
35	57,5	S17A35
40	60,5	S17A40
45	65	S17A45
50	72,5	S17A50
55	77,5	S17A55
60	81	S17A60




LUG BOLTS M14x1,5 BALL SEAT
17mm HEX
(radius 12 mm)

S	L	PART #
25,5	45	LS17D25F
27	47	S17D27
30	51	S17D30
32	53	S17D32
35	56	S17D35
38	59	S17D40/38
40	61	S17D40
43	64	S17D43
45	66	S17D45
47	68	S17D50/47
50	71	S17D50
55	76	S17D60/55
60	81	S17D60
64	85	S17D64

ball seat 17 mm HEX- M14x1,25

NEW



LUG BOLTS M14x1,25 BALL SEAT 17mm HEX

S	L	R	COATING	PART #
37	57	12 mm.	DELTAPROTEKT KL100	S17F37-KL100
39	59	12 mm.	WHITE ZINC PLATED	S17F39
29,5	49	13 mm.	DELTAPROTEKT KL100	S17F29-KL100
29,5	49	13 mm.	BLACK ZINC PLATED	S17F29R13ZNNI
29	48	14 mm.	WHITE ZINC PLATED	S17F29R14

LUG BOLTS

ball seat 17 mm HEX

(radius 13mm)



**LUG BOLTS M12x1,5 BALL SEAT
17mm HEX Hollow head**

S	L	PART #
24,5	45,7	LS17A25F-Z



**LUG BOLTS M14x1,5 BALL
SEAT 17mm HEX Hollow head**

S	L	PART #
27	48	LS17D27F

ball seat 17 mm HEX

(radius 13mm)



**LUG BOLTS M14x1,5
BALL SEAT 17mm HEX**

S	L	PART #
30	49	S17D30R13
32	51	S17D32R13
35	54	S17D35R13
37	56	S17D37R13
40	59	S17D40R13
43	62	S17D43R13
45	64	S17D45R13
47	66	S17D47R13
50	69	S17D50R13




**LUG BOLTS M14x1,5 17mm
HEX W/SWIVEL WASHER**


S	L	PART #
32	55,5	S17D32-MW
39	63,5	S17D39-MW
42	65,5	S17D42-MW
48	71,5	S17D48-MW

ball seat 17 mm HEX

(radius 14mm)



LUG BOLTS M14x1,5 BALL SEAT 17mm HEX		
S	L	PART #
35	54	S17D45R14/35
40	59	S17D45R14/40
43	62	S17D43R14
45	64	S17D45R14
47	66	S17D47R14
50	69	S17D50R14
55	74	S17D55R14
60	79	S17D60R14
65	84	S17D65R14



LUG BOLTS M14x1,5 BALL SEAT 17mm HEX W/SWIVEL WASHER		
S	L	PART #
28	57,5	WS17D28-MW
30	59,5	WS17D30-MW
37	66,5	WS17D37-MW
42	71,5	WS17D42-MW
45	74,5	WS17D45-MW
48	77,5	WS17D48-MW
50	79,5	WS17D50-MW
53	82,5	WS17D53-MW

ball seat 19 mm HEX

(radius 14mm)



LUG BOLTS M14x1,5 BALL SEAT 19mm HEX W/SWIVEL WASHER		
S	L	PART #
28	57,5	PS19D28-MW
30	59,5	PS19D30-MW
37	66,5	PS19D37-MW
42	71,5	PS19D42-MW
45	74,5	PS19D45-MW
48	77,5	PS19D48-MW
53	82,5	PS19D53-MW
58	87,5	PS19D58-MW



LUG BOLTS M14x1,5 BALL SEAT 19mm HEX W/SWIVEL WASHER		
S	L	PART #
28	57,5	PS19D28-MW-ZN
30	59,5	PS19D30-MW-ZN
37	66,5	PS19D37-MW-ZN
42	71,5	PS19D42-MW-ZN
45	74,5	PS19D45-MW-ZN
48	77,5	PS19D48-MW-ZN
53	82,5	PS19D53-MW-ZN
58	87,5	PS19D58-MW-ZN

LUG BOLTS

PCD variations Bolts

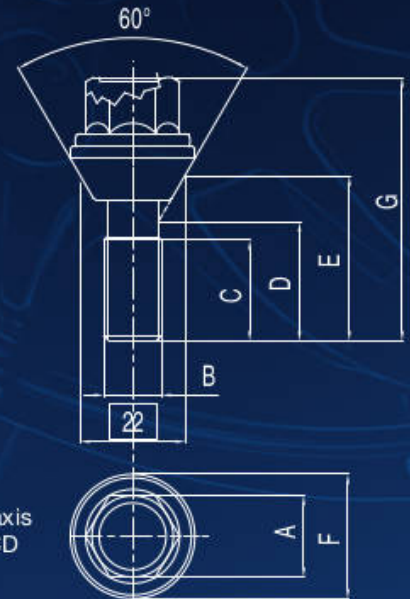
IMPORTANT MAXIMUM GUARANTEE PCD VARIATION ON RADIUS: 1.2mm (see sketch)

DIMENSIONS OF PCD VARIATION BOLTS HEX 19

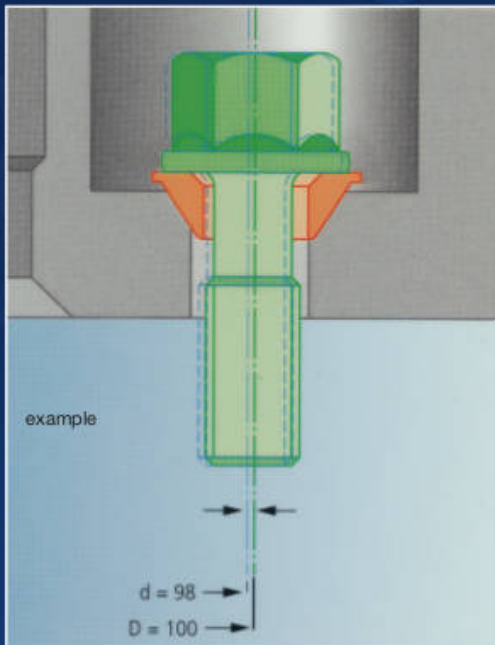
CODE	A	B	C	D	E	F	G
B39LE	19	M12x1,25	21	24,5	34,6	26	57
B40LE	19	M12x1,25	21	29,5	39,6	26	62
B39LE/55	19	M12x1,25	37	46	55	26	77,4

DIMENSIONS OF PCD VARIATION BOLTS HEX 17

CODE	A	B	C	D	E	F	G
A39LE-22	17	M12x1,25	18,5	22	32,1	26	54,5
A39LE	17	M12x1,25	21	24,5	34,6	26	57
B48LE	17	M12x1,5	21	27	36,5	26	59
B48LE-30	17	M12x1,5	24	30	39,5	26	62
D39LE	17	M14x1,5	25	27	35	28	58



With this NEW item you can use one wheel with unified center bore for several applications. This bolt is fitted with a mobile conical washer which keeps the bolts axis perpendicular to the wheel while allowing radial displacement and a consequent PCD variation.



PCD variations Nuts



DIMENSIONS OF PCD VARIATION NUTS HEX 19

CODE	THREAD	THREAD DEPTH	D	E	F	G
DV6LE	M12x1,5	26	19	4	26	34
DV2LE	M12x1,25	26	19	4	26	34
DV10LE	1/2 UNF	26	19	4	26	34

Tuner Bolts

20 mm Outside Diameter



**TUNER LUG BOLTS M12x1,5
CONE SEAT 20mm OD**

S	L	PART #
22	48	VST20A22
24	50	VST20A24
26	52	VST20A26
28	54	VST20A28
32	58	VST20A32
45	71	VST20A45



**TUNER LUG BOLTS M12x1,25
CONE SEAT 20mm OD**

S	L	PART #
24	50	VST20B24
26	52	VST20B28/26
28	54	VST20B28
30	56	VST20B50/30
36	62	VST20B50/36
42	68	VST20B50/42
45	71	VST20B50/45
50	76	VST20B50



**TUNER LUG BOLTS M12x1,75
CONE SEAT 20mm OD**

S	L	PART #
28	54	VST20G28
30	56	VST20G30



**TUNER LUG BOLTS M14x1,25
CONE SEAT 20mm OD**

S	L	PART #
27	52	VST20F27
33	57	VST20F50/33
38	62	VST20F50/38
45	69	VST20F50/45
50	74	VST20F50



**TUNER LUG BOLTS M14x1,5
CONE SEAT 20mm OD**

S	L	PART #
25	50	VST20D25
28	53	VST20D28
30	55	VST20D30
33	58	VST20D33
40	65	VST20D40
45	70	VST20D45
55	80	VST20D55

LUG BOLTS

Tuner Bolts

23 mm Outside Diameter



TUNER LUG BOLTS M12x1,5 CONE SEAT 23mm OD		
S	L	PART #
24	49,5	VSTA24
26	51,5	VSTA26
28	53,5	VSTA28
32	57,5	VSTA32
40	65,5	VSTA40
42	67,5	VSTA42
52	77,5	VSTA52

TUNER LUG BOLTS M12x1,25 CONE SEAT 23mm OD		
S	L	PART #
22	47,5	VSTB22
24	49,5	VSTB24
26	51,5	VSTB26
28	53,5	VSTB28
40	65,5	VSTB40
50	75,5	VSTB50

TUNER LUG BOLTS M14x1,5 CONE SEAT 23mm OD		
S	L	PART #
28	53,5	VSTD28
30	55,5	VSTD30
33	58,5	VSTD33
40	65,5	VSTD40
45	70,5	VSTD45
50	75,5	VSTD50
55	80,5	VSTD55

TUNER LUG BOLT M14x1,5 BALL SEAT 23MM OD		
S	L	PART #
28	45	VSTD28R14

Tuner lug bolts adaptors



HEX1	HEX2	L	PART #
17	19	39	BRST1719



HEX	L	PART #
17	70	CSTL17
17	116	CSTL17/116
19	70	CSTL19
21	70	CSTL21



HEX	L	PART #
17	30	CST17
19	30	CST19
21	30	CST21

Lock bolts

cone seat 60°



WHEEL LOCKS LUG BOLTS
M12x1,5

S	L	PART #
23	49	UB123
25	51	UB125
30	54	UB130
40	64	UB140

WHEEL LOCKS LUG BOLTS
M12x1,25

S	L	PART #
27	52	UB325
42	67	UB342
50	75	UB350

WHEEL LOCKS LUG BOLTS
M14x1,5


S	L	PART #
25	50	UB425
30	55	UB430
32	58	UB432
40	66	UB440
50	76	UB450

WHEEL LOCKS LUG BOLTS
M14x1,25

S	L	PART #
27	51	UB527
43	67	UB543

Lock bolts

ball seat



WHEEL LOCKS LUG BOLTS
M12X1,5 BALL SEAT

S	L	PART #
23	48	UBR123

WHEEL LOCKS LUG BOLTS
M12X1,5 BALL SEAT

S	L	PART #
28	51	UBR130

WHEEL LOCKS LUG BOLTS
M14X1,5 BALL SEAT

S	L	PART #
28	51	UBR430

HEX ADAPTOR
17/19

LUG NUTS & WRENCH ADAPTORS

Wheel lock kits



19 HEX
21 HEX



60°



19 HEX
21 HEX



60°

OPEN WHEEL LOCK NUTS

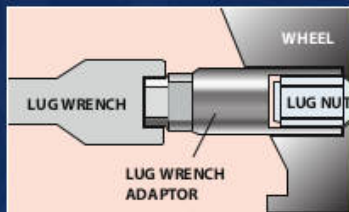
THREAD SIZE	HEX ADAPTOR	PART #
M12x1,5	19/21	UMO115
M12x1,25	19/21	UMO215
M12x1,75		enquire
M14x1,5	19/21	UMO415
M14x2		enquire
3/8 UNF		enquire
7/16 UNF		enquire
1/2 UNF	19/21	UMO012
9/16 UNF		enquire



CLOSED WHEEL LOCK NUTS

THREAD SIZE	HEX ADAPTOR	PART #
M12x1,5	19/21	UM115
M12x1,25	19/21	UM215
M12x1,75		enquire
M14x1,5	19/21	UM415
M14x2		enquire
3/8 UNF		enquire
7/16 UNF		enquire
1/2 UNF	19/21	UM012
9/16 UNF		enquire

Lug wrench adaptors



WHEEL

LUG WRENCH

LUG NUT

LUG WRENCH
ADAPTOR

HEX1	HEX2	HEX3	LENGTH	D	PART #
17	21	19	45	24	AU1921
17	21	19	75	24	BR17.2119
19	19	17	68	27	BR19.1917
19	21	19	68	27	BR19.2119
17	19	17	78	24	BR17.1917

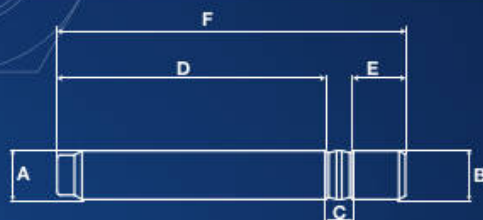
wheel brace



HEX	PART #
19	1510000019.2

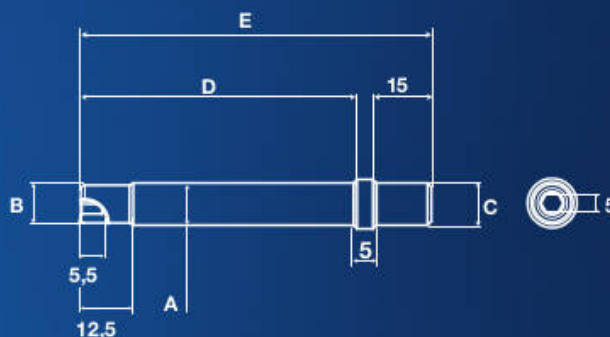


Hub studs



Part nr.	A	B	C	D	E	F	Quality Class	Surface	Res. to corrosion
PRBA68	12x1.25	12x1.5	8	45	15	68	10.9	ZnNi Black	>500h SST
PRBA82	12x1.25	12x1.5	8	59	15	82	10.9	ZnNi Black	>500h SST
PRBA100	12x1.25	12x1.5	8	77	15	100	10.9	ZnNi Black	>500h SST

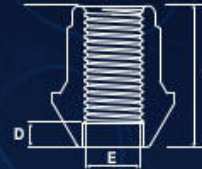
Hub studs with hexagonal key



Part nr.	A	B	C	D	E	Quality Class	Surface	Res. to corrosion
PRA68CH5	12x1.5	9.7	12x1.5	48	68	10.9	ZnNi Black	>500h SST
PRA75CH5	12x1.5	9.7	12x1.5	55	75	10.9	ZnNi Black	>500h SST
PRA82CH5	12x1.5	9.7	12x1.5	62	82	10.9	ZnNi Black	>500h SST
PRA90CH5	12x1.5	9.7	12x1.5	70	90	10.9	ZnNi Black	>500h SST
PRB68CH5	12x1.25	9.7	12x1.25	48	68	10.9	ZnNi Black	>500h SST
PRB75CH5	12x1.25	9.7	12x1.25	55	75	10.9	ZnNi Black	>500h SST
PRB82CH5	12x1.25	9.7	12x1.25	62	82	10.9	ZnNi Black	>500h SST
PRB90CH5	12x1.25	9.7	12x1.25	70	90	10.9	ZnNi Black	>500h SST
PRD68CH5	14x1.5	11.7	14x1.5	48	68	10.9	ZnNi Black	>500h SST
PRD75CH5	14x1.5	11.7	14x1.5	55	75	10.9	ZnNi Black	>500h SST
PRD82CH5	14x1.5	11.7	14x1.5	62	82	10.9	ZnNi Black	>500h SST
PRD90CH5	14x1.5	11.7	14x1.5	70	90	10.9	ZnNi Black	>500h SST
PRF68CH5	14x1.25	11.7	14x1.25	48	68	10.9	ZnNi Black	>500h SST
PRF75CH5	14x1.25	11.7	14x1.25	55	75	10.9	ZnNi Black	>500h SST
PRF82CH5	14x1.25	11.7	14x1.25	62	82	10.9	ZnNi Black	>500h SST
PRF90CH5	14x1.25	11.7	14x1.25	70	90	10.9	ZnNi Black	>500h SST

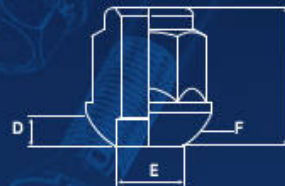
Motorsport accessories

Copper coated conical nuts



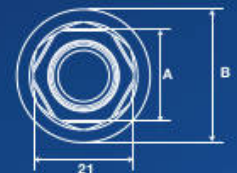
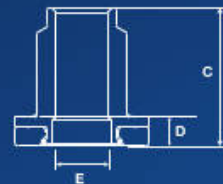
Part nr.	A	B	C	D	E	F
B0010-019	19	23	34	1,5	M12x1.5	60°
B0010-012	19	25	29	5	M12x1.5	60°
B0010-009	19	25	29	5	M12x1.25	60°
B0010-016	19	25	28	5	M14x1.5	60°
B0010-013	17	25	27	5	M12x1.25	60°

Copper coated spherical nuts



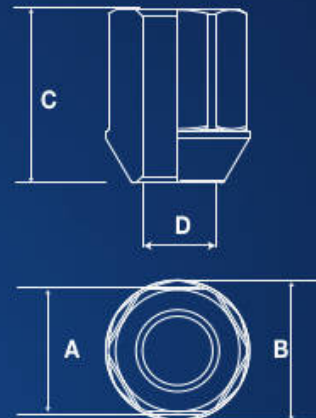
Part nr.	A	B	C	D	E	F
B0010-015	19	24	26,5	5	M12X1,25	R13
B0010-017	17	25	27	5	M12X1,25	R13
B0010-018	19	23,5	26	5	M14X1,5	R12
B0010-023	17	24	27	1,5	M12X1,5	R12

Copper coated flat nuts with moving washer



Part nr.	A	B	C	D	E	SEAT
B0010-014	19	28	29	5	M12X1,25	FLAT

Aluminium wheel nuts



Part nr.	A	B	C	D	TYPE	SEAT
B0010-001	19	22	27	M12X1,25	OPEN	60°
B0010-002	19	22	27	M12X1,5	OPEN	60°
B0010-003	19	22	34	M12X1,5	CLOSED	60°
B0010-005	19	25	34	M14X1,5	OPEN	60°
3028-99-1	17	23	40	M12X1,5	CLOSED	60°
3028-99-1B	17	23	40	M12X1,25	CLOSED	60°
DPORSCHE01	19	26	32	M14X1,5	CLOSED	R14

High resistance nut CL 10



Part nr.	A	B	C	D	Quality Class	Surface	Res. to corrosion
D14CL10	19	24	25	M12x1.5	10	Zn White	>96h SST

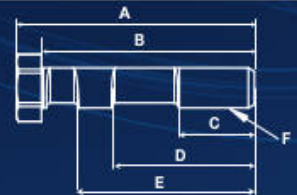
Motorsport accessories

Flat nut



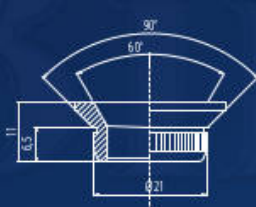
Part nr.	A	B	C	D	Quality Class	Surface	Res. to corrosion
B0302-010	19	24	17	12x1,25	10	Zn White	>96h SST
DR/1P	19	24	17	12x1,5	8	Zn White	>96h SST
DR/2P	19	24	17	12x1,25	8	Zn White	>96h SST

Triple diameter camber adjustment bolt



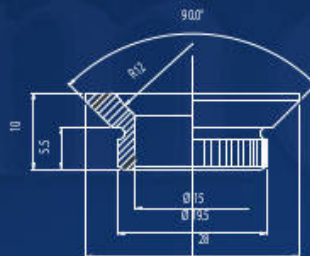
Part nr.	A	B	C	D	E	F	Quality Class	Surface	Res. to corrosion
TC112	92,5	85	30	50	70	M12x1,5	10.9	DP KL100	>500h SST
TC212	82,5	75	30	50	60	M12x1,5	10.9	DP KL100	>500h SST
TC114	98,5	90	35	60	75	M12x1,5	10.9	DP KL100	>500h SST

Wheel Inserts custom designed CNC machined or forged steel



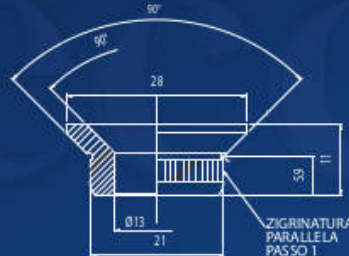
CODE

BM



CODE

BH




CODE

BP



Part nr.	Description	Surface	Res. to corrosion
BM	Wheel Insert inside \varnothing 16mm.	Zn	>96h SST
BH	Wheel Insert inside \varnothing 15mm.	Zn	>96h SST
BP	Wheel Insert inside \varnothing 13mm.	Zn	>96h SST

Spline wheel studs



**Please enquire
for other sizes**

VEHICLE	PART #	A	B	C	D	E
Honda	CRP124A47	M12X1,5	47	12,4	18	5
Honda	CRP124A52	M12X1,5	52	12,4	18	5
Honda	CRP124A62	M12X1,5	62	12,4	18	5
Ford - Chevrolet	CRP130A36	M12X1,5	36	13,0	18	5
Ford - Chevrolet	CRP130A40	M12X1,5	40	13,0	18	5
Ford - Chevrolet	CRP130A42	M12X1,5	42	13,0	18	5
Ford - Chevrolet	CRP130A52	M12X1,5	52	13,0	18	5
Ford - Chevrolet	CRP130A55	M12X1,5	55	13,0	18	5
Ford - Chevrolet	CRP130A65	M12X1,5	65	13,0	18	5
Toyota - Mazda - Hyundai - Mitsubishi	CRP143A42	M12X1,5	42	14,3	18	5
Toyota - Mazda - Hyundai - Mitsubishi	CRP143A57	M12X1,5	57	14,3	18	5
Subaru - Suzuki - Kia	CRP143B40	M12X1,25	40	14,3	18	5
Subaru - Suzuki - Kia	CRP143B52	M12X1,25	52	14,3	18	5
Subaru - Suzuki - Kia	CRP143B57	M12X1,25	57	14,3	18	5
Subaru - Suzuki - Kia	CRP143B62	M12X1,25	62	14,3	18	5
Toyota - Mazda - Hyundai - Mitsubishi	CRP143A62	M12X1,5	62	14,3	18	5
Offroads	CRP157E46D20	1/2" UNF	1/2" UNF	15,7	20	5
Porsche	CRP149D45	M14X1,5	45	14,9	20	5

plastic cover caps

17 19 21mm

Available in black and chrome plastic with or without logo

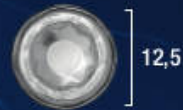
HAVE IT PERSONALIZED!

Logo engraved by laser!



Aesthetic & Modular Wheel Studs and Nuts

- **STAINLESS STEEL RUST PROOF**
- **Resistant to most common washing acids**



- Self tapping
- Stainless steel AISI 304

- Self tapping
- Stainless steel AISI 304

- Fitting type
- Stainless steel AISI 304

- Self tapping
- Stainless steel AISI 304
- Torx T25 key



- Quality 10.9
- Stainless steel X5CrNiMo 17 13 3
- Torx T40 key



CODE
A195

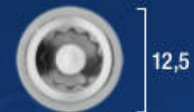
CODE	A
FV M6x7.5	7,5
FV M6x12	12

CODE
FV D7x10

CODE
FV M5x8

CODE	D	A	B
M7-1-25TX	M7x1	25	17
M7-1-32TX	M7x1	32	21
M8-34TX	M8x1,25	34	15

titanium



- Dacromet coating
- Class 10

- Dacromet coating
- Class 10

- Chromed steel
- Quality 10.9



CODE	A
M7-1-31-CR	31

CODE
DM7-1-320BR

CODE
DM8

CODE
014

Wheel Spacers

available in different sizes for all makes and models
application list available

To give your car the final visual and performance touch, Bimecc has created a complete line of Aluminum hub centric Wheel Spacers. They are designed to quickly and easily adapt your vehicle to a wider and more stable stance. They give your car a more aggressive look, improve handling performance and optimize the lateral stability! They extend wheel width for higher stability and increased safety. You can use wheel spacers to provide your car with an offset not offered by the wheel manufacturer.

40 to 80 mm
track widening



THICK SPACERS
this spacer is fitted to the hub with Bimecc Short Head wheel bolts and carries new threaded steel inserts for the existing wheel bolt

- Custom designed
- CNC machined
- Available for most cars
- Suitable for OE or aftermarket wheels
- 4, 5, 6, 8 holes / studs
- diamond cut finishing

40 to 90 mm
track widening



OFF ROAD TYPE
this spacer is fitted to the hub with Bimecc Short Head nuts and carries new wheel studs for the existing wheel nuts

BENEFITS OF WHEEL SPACERS:

- Redistributes center of gravity; reduces risk of rollover
- Better traction and cornering
- Vehicle can still use factory rims
- Wider tires can be placed on the factory rims
- Allows better control at greater inclined angles
- Improved appearance!

10 to 40 mm
track widening



LUG THROUGH TYPE
this spacer is fitted between the wheel and hub, using longer wheel bolts available in our range

.....FASTENING WHEELS IN THE AUTOMOTIVE WORLD...

STEEL INSERTS AND COVER CAPS

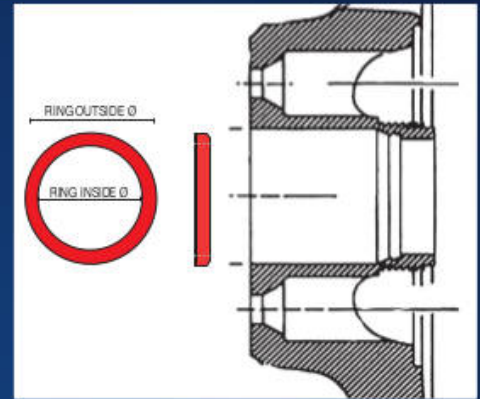
wheel center caps

NEW



BIMECC PART #	OE PART #	OUTSIDE DIAMETER	APPLICATION
CS65-PORSCHE	000 044 605 09	64,5 MM.	PORSCHE
CS57-MINI	3613 171 069	56,5 MM.	MINI
CS55-FORD	6M21-1003-AA	53 MM.	FORD
CS59-AUDI	4BO 601 170	59 MM.	AUDI
CS69-AUDI-CR	8T0 601 170 A	69 MM.	AUDI
CS68-BMW	3613 6783 536 03	68,3 MM.	BMW
CS48-FIAT	0735448759	48,3 MM.	FIAT
CS60-LR	RRJ500030MNH	60,6 MM.	LAND ROVER
CS74-MB	A1714000025	74,2 MM.	MERCEDES BENZ
CS76-PORSCHE	99336130310	76,7 MM.	PORSCHE
CS55-VW	6NO 601 171	55,5 MM.	VOLKSWAGEN
CS65-VW	3B7 601 171	65,5 MM.	VOLKSWAGEN
CS64-VOLVO	30748052	64 MM.	VOLVO
CO33-BMWI3	3613 68 52 052	56,5 MM.	BMW I3

hub rings



PLASTIC HUBRING

ALUMINUM HUBRING

RING OUTSIDE

	60.1	63.3	63.3	63.4	64.0	65.1	66.6	67.1	70.0	70.1	
52.1	AP601521			AP634521							
54.1	AP601541	AP633541	AP633541U	AP634541	AP640541			AP671541			
56.1	AP601561	AP633561	AP633561U	AP634561	AP640561		AP666561	AP671561	AP700561U		
56.6	AP601566	AP633566	AP633566U	AP634566	AP640566		AP666566	AP671566	AP700566U	AP701566	
57.1	AP601571	AP633571	AP633571U	AP634571	AP640571		AP666571	AP671571	AP700571U	AP701571	
58.1	AP601581	AP633581	AP633581U	AP634581	AP640581			AP671581	AP700581U	AP701581	
58.6			AP633586U	AP634586				AP670586			
59.1	AP601591	AP633591	AP633592U		AP640591			AP671591			AP701591
59.6									AP700595U	AP701596	
60.1		AP633601	AP633602U	AP634601	AP640601	AP651601		AP671601	AP700601U	AP701601	
63.4						AP651634	AP666633	AP671634	AP700634U	AP701634	
64.1								AP671641	AP700642U	AP701641	
65.1							AP666651	AP671651	AP700651U	AP701651	
66.1								AP671661	AP700662U	AP701661	
66.45											AP701664
66.6									AP700666U	AP701666	
67.1									AP700671U	AP701671	
69.1											AP701691
69.6											
70.2											
70.6											
71.5											
72.6											
74.1											

RING INSIDE DIAMETER (mm)

FOR MSW APPLICATIONS

FOR UNIWHEELS APPLICATIONS

Please enquire for different dimensions

HUB RINGS



DIAMETER [m m]

	70.4	71.6	72	72.2	72.6	73.1	74.1	75	76	79.5
			AP72520			AP730521				
AP70454			AP72540	AP72254	AP726541 AN726541	AP731541	AP741541	AN75541	AP76540	
AP704561	AP716561	AP72561	AP722561	AP726561 AN726561	AP731561			AN75561	AP76561	
AP704566	AP716566	AP72566	AP722566	AP726566 AN726566	AP731566	AP741566		AN75566	AP76566	
AP704571		AP72571 AP72571A	AP722571 AP722571A	AP726571 AN726571	AP731571	AP741571		AN75571	AP76571A	AP795571
AP704581		AP72581	AP722581	AP726581 AN726581	AP731581	AP741581		AN75581	AP76581	
		AP72586			AP730586					
AP704591		AP72591			AN726591	AP731591		AN75591		
AP704596		AP72596			AN726596	AP730596		AN75596	AP76596	
AP704601	AP716601	AP72601	AP722601	AP726601 AN726601	AP731601	AP741601		AN75601	AP76601	AP795601
AP704634		AP72634	AP722634	AP726634 AN726634	AP731634	AP741634		AN75634	AP76634	
AP704641	AP716641	AP72641	AP722641	AP726641 AN726641	AP731641	AP741641		AN75641	AP76641	AP795641
AP704651		AP72651	AP722651	AP726651 AN726651	AP731651	AP741651		AN75651	AP76651	AP795651
AP704661	AP716661	AP72661	AP722661	AP726661 AN726661	AP731661	AP741662		AN75661	AP76661	AP795661
AP704665				AP726665A	AP731664				AP76665A	AP795664
AP704666	AP716666	AP72666	AP722666	AP726666 AN726666	AP731666	AP741666		AN75666	AP76666	AP795666
AP704671	AP716671	AP72671	AP722671	AP726671 AN726671	AP731671	AP741671		AN75671	AP76671	AP795671
					AP731691				AP76691	
									AP76696	
	AP716703				AP731701 AP731703	AP741701			AP76702	AP795703
	AP716706								AP76706	AP795707
					AP731716	AP741716			AP76716	AP795715
						AP741726U AN741726			AP76726 AP760726U	AP795725
									AP76741 AP760741U	AP795741

Please enquire for different dimensions

Bimecc



















Bimecc offers a new wide range of bolts and nuts for original aluminium and steel wheels.

Choose the right product to fasten your wheels searching by car brand, OEM part number and technical dimensions

Car Brand	Page
ALFA ROMEO	39
AUDI	39
BMW	39-40
CHEVROLET	40
CITROËN	40-42
DACIA	42
DAIHATSU	42
FIAT	42-43
FORD	43-44
HONDA	44-45
HYUNDAI	45
LANCIA	45
LAND ROVER	45
MAZDA	46
MERCEDES	46-47

Car Brand	Page
MINI	47
MITSUBISHI	47
NISSAN	48
OPEL	48
PEUGEOT	49-50
PORSCHE	50-51
RENAULT	51
SEAT	51
SKODA	52
SMART	52
SUZUKI	52
TESLA	52
TOYOTA / LEXUS	53
VOLKSWAGEN	54
VOLVO	55

accessories for original equipment

PICTURE	CAR MODEL - TYPE			Wheel type	TECHNICAL CHARACTERISTICS	OEM PART NR	BIMECC PART NR
ALFA ROMEO							
	147 (937) 156 (932) 166 (936)	GT (937) Giulietta (940)	Mito (955)		Conical 60° K 17 M12x1,25x22/48,5 8.8 Deltaprotekt KL100	132 304 25	IBS13230425
	159 (939) Brera (939) Spider (939)				Conical 60° K 17 M14x1,5x25/49 10.9 Deltaprotekt KL100	606 974 42 606 941 02	B46-KL100
AUDI							
	Audi 80 (81) Audi Coupe (85 from chassis C-000 001) A2 (14" rims only)				Spherical R13 K 17 M12x1,5x24,5/45,7 10.9 White Zincplated	3A0 601 139	LS17A25F-Z
	A1 (8K) A2 (8Z except 14" rims) A3 (8L, 8P, 8V) A4 (8B, 8B6, 8E, 8H, 8S, 8K) A5 Sportback (8B)	200 (43, 44, C4) V8 (D11) Coupe (85, 8B) TT (8J, 8N) A6 (4B, 4F, 4G)	A7 Sportback (4G) A8 (D2, D2, 4E, 4H) 80 (89, 89Q, B4) 100 (43, 44, C4)		Spherical R13 K 17 M14x1,5x27/47,5 10.9 White Zincplated	WHT 002 437	LS17D27F
	A4 Cabrio (8H) S4 (8E) A5 Cabrio (8B) S5 S5 Cabrio RS5 (8B)	A6 (4F) A6 Allroad (4B) A6 quattro (4F, 4G) A6 cabrio (4F2, 4F5) S6	RS6 (4B, 4F, 4G) A8 (4D from '01) A8 Quattro (8D from '01) S8 TT (8N)		Spherical R13 K 17 M14x1,5x27/51 (2 pcs.) 8.8 White Zincplated	4D0 601 139A	LS17D27F-MW2
	A8 (4H only armoured cars) Q3 (8U) Q5 (8R) Q7 (4M)				Spherical R14 K 17 M14x1,5x30/59,5 (2 pcs.) 10.9 Deltaprotekt KL100	8R0 601 295	WS17D30-MW
	Q7 (4L)				Spherical R14 K 19 M14x1,5x37/67 (2 pcs.) 10.9 White Zincplated	7L0 601 139A	PS19D37-MW
BMW							
	1 series (E81, E87, E88) 3 series (E21, E30, E36, E46, E90, E91, E92, E93)	5 series (E12, E28, E34, E39, E60, E61) 6 Series (E24) 7 series (E23-E32-E38) 8 series (E31)	Z1 (E30) Z3 (E36) Z4 (E85, E86, E89) Z8 (E52)		Conical 60° K 17 M12x1,5x26/51 8.8 Corrolube	36 13 1 126 191 36 13 6 781 150	B12PI
	5 serie (E12)				Conical 60° K 19 M12x1,5 8 Zincplated + s/s cap	36 13 1 113 132	D30

















PICTURE	CAR MODEL - TYPE			Wheel type	TECHNICAL CHARACTERISTICS	OEM PART NR	BIMECC PART NR
BMW							
	X5 serie (E53)				Conical 60° K 17 M14x1,5x32/44/58 (2 pcs.) 10.9 Black Zincplated	36136 781153	C17D31F-MW
	1 serie (F20, F21) 2 series (F22, F23, F45, F46) 3 series (F30, F31, F34, F35) X3 serie (F25)	4 series (F32, F33, F36) 5 series (F10, F11, F18) X4 serie (F26) X5 serie (E70, F15, F85) X6 (E71, E72, F16)	6 serie (F06, F12, F13) 3GT (F34, F35) 5GT (F07) 7 Series (F01, F02, F03, F04, G11, G12)		Conical 60° K 17 M14x1,25x27/46,3 8.8 Corrolube	36136 781151	C17F27P12
CHEVROLET							
	Spark Matiz				Conical 60° K 17 M12x1,25 8 White Zincplated	94515470 94515410	D96
	Aveo (KLAS, KL1T) Trax (KL1B) Orlando (KL1Y) Cruze (KL1J)				Conical 60° K 19 M12x1,5 10 Zincplated + s/s cap	09594682	DGM01
CITROËN							
	Berlingo 2 and 3 C2 (J) C3 (F,H,S)	C4 Cactus (O) C4 (L) C5 (O, R9) C6 (T)	Jumpy (270) Saxo (S0, S1)		Rat K 17 M12x1,25x17/57 (2 pcs.) 10.9 Deltaprotekt KL100	5405.67	VPE03
	AX (ZA) Saxo (S0, S1) Xantia (X1, X2)	Xsara (R6) Xsara Picasso (C)			Rat K 19 M12x1,25x17/63 (2 pcs.) 10.9 White Zincplated	5405.35	VPE01-ZB
	Berlingo (7, TU) Berlingo 3 Tepee (TU) C4 (L, N) C4 Cactus (O)	C4 coupé (L) C4 Picasso (U) C4 Grand Picasso (U) DS5 (K, KF)	DS4 (N) C5 (6FZ, R) Jumpy 3 (270)		Conical 60° K 17 M12x1,25x26/49 (2 pcs.) 10.9 Deltaprotekt KL100	5405.72 16 087 344 80	C17B24-MW
	AX (ZA) Berlingo (NIFU) Saxo (S0, S1)	Xsara (R6) Xsara Picasso (C) Xantia (X1, X2)			Conical 60° K 19 M12x1,25x26/52 10.9 White Zincplated	5405.55	C19B26
	Berlingo (7, MF) Berlingo 3 Tepee (TU) C2 (JM) C3 (FC, S, HB)	C3 Picasso (SH) DS3 (S) DS4 (N) C4 (B7, LA, LC)	C6 (TD) Nemo (A) Jumpy 3		Conical 60° K 17 M12x1,25x26/47 10.9 Deltaprotekt KL100	5405.66	B0400-001

accessories for original equipment

PICTURE	CAR MODEL - TYPE	Wheel type	TECHNICAL CHARACTERISTICS	OEM PART NR	BIMECC PART NR
CITROËN					
	C1 (PM, P1N)		Conical 60° K 17 M12x1,5x21/42 10.9 White Zincplated	5405.77	C17A21
	C1 (PM, P1N)		Rat K 17 M12x1,5x35/59,5 (2 pcs.) 10.9 Delaprotekt KL100	5405.80	PZ406-9068000
	C1 (580W)		Rat K 17 M12x1,5x33/53,5 (2 pcs.) 10.9 Delaprotekt KL100	5405.85	VPE05
	Jumper (230 e 244). Axial load from 1,1 - 1,4 Ton.		Conical 60° K 24 M14x1,5x28,2/53 10.9 Delaprotekt KL100	5405.75	B0046-003
	Jumper (230 e 244). Axial load from 1,8 Ton.		Conical 60° K 24 M16x1,5x31/57 10.9 Delaprotekt KL100	5405.76	B0046-004
	C8 (E)		Conical 60° K 17 M14x1,5x26/56,5 (2 pcs.) 10.9 Delaprotekt KL100	5405.69	B0046-002
	C8 (E) Jumpy (8 up to '06)		Conical 60° K 17 M14x1,5x25/56,5 10.9 Delaprotekt KL100	5405.68	B0046-001
	Jumper (250). Axial load from 1,1 - 1,7 Ton.	  (15" only)	Conical 60° K21 M14x1,5x27/62 10.9 Delaprotekt KL100	5405.78 5405.88	B0046-006
	Jumper (250). Axial load from 1,6 Ton.	  (16" only)	Conical 60° K 21 M16x1,5x29/64 10.9 Delaprotekt KL100	5405.79	B0046-007
	C-Crosser (V) C Zero (1) C4 Aircross (B)	 	M12x1,5x42/47 Knurl Ø 14,3 Head Ø 18 10.9 White Zincplated	3714.28	CRP143A42

PICTURE	CAR MODEL - TYPE	Wheel type	TECHNICAL CHARACTERISTICS	OEM PART NR	BIMECC PART NR		
CITROËN							
	C-Crosser (V) C Zero (1) C4 Aircross (B)		Conical 60° K 21 M 12x1,5 8 Yellow Zincplated	5405.81	DMTSB		
	C-Crosser (V) C Zero (1) C4 Aircross (B)		Flat K 21 M 12x1,5 (2 pcs.) 8 Chromeplated	5405.82	DT0Y01		
DACIA							
	Dokker (SD) Duster (SD) Logan (SD, SR) Sandero (SD, SR) Lodgy (SD)		Conical 60° K 17 M 12x1,5x26/51 10.9 White Zincplated	82 00 473 353 82 00 610 460 40 22 22 121R	B12		
DAIHATSU							
	Charade (XP9F) Cuore (L2, L27) Materia (M4) Sirion (M3)	Terios (J2) Trevis (L65)	Conical 60° K 21 M 12x1,5 8 Yellow Zincplated	90942-01007	DMTSB		
FIAT							
	500 (312) 500C (312) 500L (199) 500X (334) Bravo 2 (198)	Doblò (119, 152) Doblò Cargo (223, 263) Idea (135, 350) Linea (323) Multipla (186)	Panda 2 (169) Panda 3 (312) Stilo (192) Qubo (225)		Conical 60° K 17 M 12x1,25x22/48,5 8.8 Deltaprotekt KL100	13.230.425	IBS13230425
	Barchetta (183) Cinquecento (170) Panda 1 (141) Punto 1 (176)	Punto 2 (188) Seicento (187) Uno (146)			Conical 60° K 19 M 12x1,25x27/42 8.8 Deltaprotekt KL100	13.228.924	IBS13228924
	Croma (194) Grande Punto (199) Punto Evo (199) Punto 2013 (199) Sedici (FY)				Conical 60° K 17 M 12x1,5x22/47,5 10.9 White Zincplated	51.732.885	LC17A22F
	Scudo (220) Ulysse (179)				Conical 60° K 17 M 14x1,5x25/56,5 10.9 Deltaprotekt KL100	1.493.974.080	B0046-001
	Scudo (270 da 11/2007)				Conical 60° K 17 M 12x1,25x26/49 (2 pcs.) 10.9 Deltaprotekt KL100	9.634.648.980	C17B24-MW






accessories for original equipment

PICTURE	CAR MODEL - TYPE	Wheeltype	TECHNICAL CHARACTERISTICS	OEM PART NR	BIMECC PART NR	
FIAT						
	Scudo (270 from 11/2007)		Flat K 17 M12x1,25x17/57 (2 pcs.) 10.9 Deltaprotekt KL100	9.644.576.680	VPE03	
	Ducato (230, 244). Axial load from 1,1 - 1,4 Ton.		Conical 60° K 24 M14x1,5x28,2/53 10.9 Deltaprotekt KL100	1.345.713.080	B0046-003	
	Ducato (230, 244) Axial load from 1,8 Ton.		Conical 60° K 24 M16x1,5x31,6/57 10.9 Deltaprotekt KL100	1.345.714.080	B0046-004	
	Ducato (250) Axial load from 1,1 - 1,7 Ton.	 (15" only)	Conical 60° K 21 M14x1,5x27/62 10.9 Deltaprotekt KL100	1.363.349.080 1.351.202.080	B0046-006	
	Ducato (250) Axial load from 1,6 Ton.	 (16" only)	Conical 60° K 21 M16x1,5x29/64 10.9 Deltaprotekt KL100	1.351.203.080	B0046-007	
FORD						
	KA 2 (RUB)		Conical 60° K 17 M12x1,25x22/48,5 8.8 Deltaprotekt KL100	1.559.373	IBS13230425	
	B-Max (JK8) Ka (RBT) Escort (ATO, GTO) Fiesta (GFJ, JAS, JH1, JAB)	Focus (DAW, DA3, DYB) Fusion (JU2) Grand C-Max (DM2, DXA) Kuga (DM2)	Mondeo (GBP, B4Y, BA7) Puma (ECT) Scorpio (GFR, GGR)	Conical 60° K 19 M12x1,5 10 Deltaprotekt KL100	6.040.307 5.114.405 1.007.487	D60FB
	C-Max (DM2, DXA) Fiesta (GJF, JAS, JH1, JAB) Focus (DAW, DA3, DYB)	KA (RBT) Kuga (DM2) Mondeo (L1F, L1J) Puma (ECT)		Knurl Ø 13,0 Head Ø 18 M12x1,5x42 10.9 White Zincplated	1.473.166 1.470.843	CRP130A42
	B-Max (from 01/2012) Fiesta (from 05/2012) C-Max (from 01/2012) Grand C-Max (from 01/2012) Focus (from 11/2012)	Ecosport Mondeo (from 02/2015) Tourneo Courier (from 02/2012) Tourneo Connect (from 11/2013)	Kuga (from 10/2012) Transit Courier (from 09/2013) Transit Connect (from 02/2015)	Conical 60° K 19 M12x1,5 10 Zincnickel + s/s cap	5.114.407	DF04
	B-Max (JK8) C-Max (DM2, DXA) Cougar (BCV) Fiesta (J5S, JVS, JD3, JH1, JC3, JA8, JR8)	Focus (DA3, DB3, DYB, DAW, DBW) Ka (RBT) Fusion (JU2)	Kuga (DM2) Mondeo (BA7, B4Y, B5Y)	Conical 60° K 19 M12x1,5 10Zincplated + s/s cap	6.111.766 1.454.051	DF02N

NEW

PICTURE	CAR MODEL - TYPE	Wheeltype	TECHNICAL CHARACTERISTICS	OEM PART NR	BIMECC PART NR	
FORD						
	C-Max (DM2, DXA) Cougar (BCV) Fiesta (J5S, JVS, JD3, JH1, JC3, JA8, JR8)	Focus (DA3, DB3, DYB, DAW, DBW) KA (RBT) Kuga (DM2)	Mondeo (BA7, B4Y, B5Y)	Conical 60° K 19 M12x1,5 10 Zinco-nickel	6.652.292 1.454.053	DF01N
	Galaxy (WGR from 1995 to 2000)			Spherical R14 K 19 M14x1,5x34/66 10.9 Black Zincplated	7.201.016	LS19D34F
	Galaxy (WGR from 2000 to 2007)			Spherical R14 K 19 M14x1,5x34/62 (2 pcs.) 10.9 Deltaprotekt KL100	1.126.877	LS19D34F-MW
	Galaxy (WA6 from 2006 to 2011) S-Max (WA6 from 2006 to 2011)			Conical 60° K 21 M14x1,5 10 Deltaprotekt KL100	1.377.748	D62F
	Galaxy (WA6 from 2006 to 2011) S-Max (WA6 from 2006 to 2011)			Conical 60° K 21 M14x1,5 10 Zincplated + s/s cap	1.428.137 1.377.747	DF03
	Transit 2000-2006 (FB EY/DEY/DFY/DGY,MEY/MFY/MFY/SEY/SFY/SGY/ZEY/AEY/AFY/AGY) Transit 2006-2011 (FAE6/FAF6/FAG6/FNF6/FMF6/FME6)			Flat K 21 M14x2 (2 pcs.) 10 Cromax + Magni	1.576.434	DF08
	Transit 2013			Flat K 21 M14x1,5 (2 pcs.) 10 Zinclad+Magni	1.811.812	DF09
	Transit 2013 (Single wheels only)			Conical 60° K 21 M14x1,5 10 Zinco-nickel + s/s cap	ACPA-1012-KXA	DF10
	S-Max Galaxy			Conical 60° K 21 M14x1,5 10 Zinco-nickel + s/s cap	5.275.544	DF11
HONDA						
	All passenger car models			Spherical R12 K 19 M12x1,5 8 White Zincplated	90381-SL5-901 90304-SC2-000	D14R

accessories for original equipment

PICTURE	CAR MODEL - TYPE	Wheeltype	TECHNICAL CHARACTERISTICS	OEM PART NR	BIMECC PART NR		
HONDA							
	All passenger car models		Spherical R12 K 19 M 12x1,5 8 Zincplated + s/s cap	90304-SA5-013	D30R		
HYUNDAI							
	Atos (MX) Accent (LC, MC, MCT) Elantra (XD) Coupe (GK, J-2, RD)	Getz (TB, TBI) I 10 (IA, PA) I 20 (PB, PBT) I 30 (FD, FDH)	I 40 (VF) IX 20 (JC) IX 35 (EL, LM) Matrix (FC, FCT) Tucson (JM, TL)		Conical 60° K 21 M 12x1,5 8 Yellow Zincplated	52951-11210	DMTSB
LANCIA							
	Delta 3 (844) Kappa (838) Lybra (839)	Musa (350) Y (840, 312) Ypsilon (843, 846)			Conical 60° K 17 M 12x1,25x22/48,5 8.8 Deltaprotekt KL100	13.230.425	IBS13230425
LAND ROVER							
	Defender up to 2006 Discovery 1 Range Rover Classic				Flat K 27 M 16x1,5 (2 pcs.) 8 Zincplated + s/s cap	ANR2763MMM	DRR
	Discovery 2				Flat K 22 M 14x1,5 (2 pcs.) 8 White Zincplated	ANR3679	DRR1
	Defender from 2007				Flat K 27 M 14x1,5 (2 pcs.) 8 Zincplated + s/s cap	RRD500560	DRR2
	Discovery 3 and 4 Range Rover Sport (LS) Range Rover Sport (LW) Range Rover Vogue (LM) Range Rover Vogue (LG)				Flat K 22 M 14x1,5 (2 pcs.) 8 Zincplated + s/s cap	RRD500290	DRR3
	Range Rover Evoque Freelander 2 (LF) Discovery sport (LC)				Conical 60° K 21 M 14x1,5 10 Zincplated + s/s cap	LR001381	DF03
	Defender up to 2006 Discovery 1 Range Rover Classic				Conical 80° K 27 M 16x1,5 8 White Zincplated	RRD500010	DRR01-D


PICTURE	CAR MODEL - TYPE			Wheel type	TECHNICAL CHARACTERISTICS	OEM PART NR	BIMECC PART NR
MAZDA							
	Mazda 2 (DY, DE) 3 (BK, BL, BM) 5 (CR1, CW) 6 (GG, GG1, GJ) 121 (JASM)	323 (BF, BG, BA, BJ) 626 (GF) MPW (LW) MX3 (EC) MX5 (NA, NB, NC1)	MX6 Premacy (CP) RX-7 Demio (DW)		Conical 60° K 21 M 12x1,5 8 Yellow Zincplated	0603 26 161 A	DMTSB
	Mazda 2 (DY, DE) 3 (BK, BL, BM) 5 (CR1, CW) 6 (GG, GG1, GJ) 121 (JASM)	323 (BF, BG, BA, BJ) 626 (GF) MPW (LW) MX3 (EC) MX5 (NA, NB, NC1)	MX6 Premacy (CP) RX-7 Demio (DW)		Conical 60° K 21 M 12x1,5 8 Zincplated + s/s cap	8002-37-160B	D50
MERCEDES							
	180 (120) 190 (110) 200 (110) 220 (111) 230 (110)				Spherical R12 K 17 M 12x1,5 8 White Zincplated	000 990 00 59	D95R
	Sprinter 616 (905) Vario 512 (667) 612 (668) 814 (670)	815 (670) 609 (668) 709 (669)			Flat K 19 M 12x1,5 10 White Zincplated	0743 61 014205	JDBC14A19015Z
	Class A (168) C (202, 203) CLK (208, 209) E (210)	SL (129, 107) SLK (170, 171) Vaneo (414) 190 (201)	200 (124)		Spherical R12 K 17 M 12x1,5x21/39,5 10.9 White Zincplated	170 401 01 70 201 401 02 70 000 990 45 07 210 401 02 70	LS17A21F
	Class A (168) C (202, 203) CLC (203) CLK (208, 209)	E (124, 210) SL (129) SLK (170, 171) Vaneo (414)	190 (201) 200 (124)		Spherical R12 K 17 M 12x1,5x40/61 10.9 White Zincplated	124 400 01 70 000 990 48 07 124 400 00 70 124 400 04 70 202 400 00 70 000 990 10 07 203 401 02 70	S17A40 / B22
	CL (215) GE (461, 463) GLK (204 Steel wheels only) GLE (166, 292 Steel wheels only)	ML (164 Steel wheels only) R (251 Steel wheels only) GL (164)	S (140, 220)		Spherical R14 K 17 M 12x1,5x45/70 10.9 Deltaprotekt KL100	000 990 53 07	S17D45R14PI
	Class S (140)				Spherical R12 K 17 M 14x1,5x25/45 10.9 Deltaprotekt KL100	140 401 02 70	LS17D25FKL100
	Class A (169, 176) B (245, 246) C (204 alloy wheels only) CLS (218, 219) E (207, 211, 212) CLA (117)	GL (164 alloy wheels only) CLK (204) ML (163, 164 alloy wheels only) R (251 alloy wheels only)	SL (230) SLK (172) SLR (199) Viano (639 steel wheels only) GLA (156)		Spherical R14 K 17 M 14x1,5x26,5/49 10.9 Deltaprotekt KL100	000 990 67 07 000 990 69 07 000 990 72 07 000 990 49 07 163 401 06 70 211 401 03 70	LS17D27R14

accessories for original equipment

PICTURE	CAR MODEL - TYPE	Wheel type	TECHNICAL CHARACTERISTICS	OEM PART NR	BIMECC PART NR		
MERCEDES							
	Sprinter I only 5x130 (207, 208, 209, 210, 212, 214, 307, 308, 309, 310, 312, 314) Sprinter II only 5x130 (906)		Spherical R14 K 19 M14x1,5x34/63 10.9 Zincnickel + Finigard 105	601 401 02 70	S19D34R14		
	Class A (169, 176) B (245, 246) C (204 alloy wheels only) CLS (218, 219) E (207, 211, 212) CLA (117)	GL (164 alloy wheels only) GLK (204) ML (163, 164 alloy wheels only) R (251 alloy wheels only)	SL (230) SLK (172) SLR (199) Viano (639 alloy wheels only) GLA (156)		Spherical R14 K 19 M14x1,5x27 10.9 Corrolube + s/s cap	000 990 51 07	LS17D27R14CI
	CL (215) GE (461, 463) GLK (204 alloy wheels only) GLE (166, 292 alloy wheels only)	ML (164 alloy wheels only) R (251 alloy wheels only) GL (164)	S (140, 220)		Spherical R14 K 19 M14x1,5x45 10.9 Corrolube + s/s cap	000 990 54 07	S17D45R14CI
MINI							
	Cooper and Cooper S (R52, R53 up to 07/2006) JCW (R52, R53) One (R50 up to 07/2006)		Conical 60° K 17 M12x1,5x26/51 8.8 Corrolube	36 13 0 141 574	B12PI		
	Cooper and Cooper S (R52 from 07/2006, R53 from 07/2006, R55, R56, R57, R60)	Clubman (R55) Countryman (R60) JCW (R52, R55, R56, R57, R58)	One (R50 from 07/2006) One (R55, R56) Paceman (UKL)		Conical 60° K 17 M14x1,25x27/48 8.8 Corrolube	36136 781 151-03	C17F27PI2
MINI							
MITSUBISHI							
	ASX (GA0) Carisma (DA0) Colt (C50, CA0, CJO, Z30, Z3B)	Galant (E30, E40) I-Miev (HA0, HAV) Lancer (CS0, CY0) L300 (PA0, PA0V, P00V, P00W)	Outlander (CU0W, CWO) Pajero (H60W) Space Wagon (N10, N30, N50)		Conical 60° K 21 M12x1,5 8 Yellow Zincplated	MR 297927	DMTSB
						MA 103 087	
	ASX (GA0) Carisma (DA0) Colt (C50, CA0, CJO, Z30, Z3B) Space Gear (PA0)	Galant (E30, E40) I-Miev (HA0, HAV) Lancer (CS0, CY0) L300 (PA0, PA0V, P00V, P00W)	Outlander (CU0W, CWO) Pajero (H60W) Space Wagon (N10, N30, N50) Space Star (DGO, A00)		Flat K 21 M12x1,5 (2 pcs.) 8 Chromeplated	MR 455707	D TOY01
	ASX (GA0) Carisma (DA0) Colt (C50, CA0, CJO, Z30, Z3B)	Galant (E30, E40) I-Miev (HA0, HAV) Lancer (CS0, CY0) L300 (PA0, PA0V, P00V, P00W)	Outlander (CU0W, CWO) Pajero (H60W) Space Wagon (N10, N30, N50)		Knurl Ø 14,3 Head Ø 18 M12x1,5x42/47 10.9 White Zincplated	MB 911495	CRP143A42

PICTURE	CAR MODEL - TYPE			Wheel type	TECHNICAL CHARACTERISTICS	OEM PART NR	BIMECC PART NR
NISSAN							
	Pixo (HF)				Conical 60° K 19 M 12x1,25 8 White Zincplated	361 81-4A0A2	D61
	Qashqai (J11)				Conical 60° K 17 M 12x1,5x24/49 10.9 White Zincplated	40254-00Q0P	B27
	Micra (K12) Note (E11)				Conical 60° K 19 M 12x1,5x25/51 10.9 White Zincplated	40254-000AB 40222-BC40A	B15
	100NX (B13) 200SX Almera (N15, N16, V10) Juke (F15) Leaf (ZE0)	Maxima (A32, A33) Micra (K10, K11, K13) Note (E12) Patrol (260, K160, Y60A, Y61) Evalla, NV200 (M20/M)	Pick-Up (D22) Primera (P11, P12) Qashqai (J10) Sunny (N14, B12, N13) Terrano (WD21, R20) X-Trail		Conical 60° K 21 M 12x1,25 8 Yellow Zincplated	40224-ZE73A 40224-G9501 40224-21001	DNIS
OPEL							
	Agila A (H00 up to chassis 3G999999)				Conical 60° K 19 M 12x1,25 8 White Zincplated	4705 171	D61
	Antara (L-A)				Conical 60° K 19 M 12x1,5 8 Zincplated + s/s cap	4803 304	D30
	Combo (D)				Conical 60° K 17 M 12x1,25x22/48,5 8.8 Delta protekt KL100	1.008.011	IBS13230425
	Antara (KLAC, KLAD) Astra J (P-J) Mokka (J-A) Zafira Tourer (P-J-SW) Karl (D-A) Casca da (P-J)				Conical 60° K 19 M 12x1,5 10 White Zincplated	1.008.010 1.008.516	D14CL10
	Mokka (J-A)				Conical 60° K 19 M 12x1,5 10 White Zincpl.+s/s cap.	1.008.013	DGM01
	Adam (S-D) Corsa (A-B-C-D-E) Agila A (H00 from chassis 3H000000)	Astra (F, G, H) Combo (C) Meriva (A, B) Omega (B)	Signum (Z-C-S) Tigra (S93, X-C) Vectra (A, B, C) Zafira (A-B)		Conical 60° K 17 M 12x1,5x22/47,5 10.9 White Zincplated	1.008.504	LC17A22F

accessories for original equipment

PICTURE	CAR MODEL - TYPE		Wheel type	TECHNICAL CHARACTERISTICS	OEM PART NR	BIMECC PART NR
PEUGEOT						
	106 (1A, 1C) 205 (20A, 20C) 306 (7A, 7D) 309 (10A, 10C)	405 (15B, 15E) 406 (8B) 605 (6B) Partner (HDZ, NFU)		Flat K 19 M12x1,25x17/63 (2 pcs.) 10.9 White Zincplated	5405.35	VPE01-ZB
	308 (4) 407 (6C, 6D) 3008 (OU) 5008 (O)	Expert 3 Partner 3 Tepee Ranch 3		Conical 60° K 17 M12x1,25x26/49 (2 pcs.) 10.9 Deltaprotekt KL100	5405.72 1608734480	C17B24-MW
	106 (1A, 1C) 205 (20A, 20C) 306 (7A, 7D) 309 (10A, 10C)	405 (15B, 15E) 406 (8B) 605 (6B) Partner (HDZ, NFU)		Conical 60° K 19 M12x1,25x26/52 10.9 White Zincplated	5405.55	C19B26
	206 (HFZ) 207 (W) 208 (C) 2008 (C) 301 (D)	307 (3A, 3C) 308 (4, L) 309 (L) 508 (B) 1007 (K)	Bipper Silver (225L) Expert 2 Tepee (G9) Expert 3 Tepee Partner (HDZ, NFU)	Conical 60° K 17 M12x1,25x26/47 10.9 Deltaprotekt KL100	5405.66	B0400-001
	206 (HFZ) 207 (W) 208 (C) 301 (D) 307 (3A, 3C) 308 (1, 2, 4, L)	407 (6C, 6D) 508 (B) 607 (9D, 9U) 1007 (K) 2008 (C) 3008 (OU)	5008 (O) Expert 2 Tepee (G9) Expert 3 Tepee Partner (HDZ, NFU) RCZ	Flat K 17 M12x1,25x17/57 (2 pcs.) 10.9 Deltaprotekt KL100	5405.67	VPE03
	107 (P) 108 (580W)			Conical 60° K 17 M12x1,5x21/47 10.9 White Zincplated	5405.77	C17A21
	107 (P)			Flat K 17 M12x1,5x35/59,5 (2 pcs.) 10.9 Deltaprotekt KL100	5405.80	PZ406-9068000
	108 (580W)			Flat K 17 M12x1,5x33/53,5 (2 pcs.) 10.9 Deltaprotekt KL100	5405.85	VPE05
	807 (E)			Conical 60° K 17 M14x1,5x26/56,5 (2 pcs.) 10.9 Deltaprotekt KL100	5405.69	B0046-002

NEW

PICTURE	CAR MODEL - TYPE	Wheel type	TECHNICAL CHARACTERISTICS	OEM PART NR	BIMECC PART NR
PEUGEOT					
	807 (E) Expert (B/222, X)		Conical 60° K 17 M 14x1,5x25/56,5 10.9 Deltaprotekt KL100	5405.68	B0046-001
	BOXER (230, 244 Axial load from 1,1 - 1,4 Ton.)		Conical 60° K 24 M 14x1,5x28,2/53 10.9 Deltaprotekt KL100	5405.75	B0046-003
	BOXER (230, 244 Axial load from 1,8 Ton.)		Conical 60° K 24 M 16x1,5x31/57 10.9 Deltaprotekt KL100	5405.76	B0046-004
	BOXER (250 Axial load 1,1 - 1,7 Ton.)	 (15" only)	Conical 60° K 21 M 14x1,5x27/62 10.9 Deltaprotekt KL100	5405.78 5405.88	B0046-006
	BOXER (250 Axial load from 1,6 Ton.)	 (16" only)	Conical 60° K 21 M 16x1,5x29/64 10.9 Deltaprotekt KL100	5405.79	
	4007 (V) 4008 (B) I-on (1)		Conical 60° K 21 M 12x1,5 8 Yellow Zincplated	5405.81	DMTSB
	4007 (V) 4008 (B)		Flat K 21 M 12x1,5 (2 pcs.) 8 Chromeplated	5405.82	D TO Y01
	4007 (V) 4008 (B) I-on (1)		Knurl Ø 14,3 Head Ø 18 M 12x1,5x42/47 10.9 White Zincplated	3714.28	CRP143A42
PORSCHE					
	911 912 914 924 944		Spherical R14 K 19 M 14x1,5 10 White Zincplated	N 020 112 1	D17R
	911 (930, 964, 993, 996 from 2000, 997) Boxter (986, 987) Cayman (97A) Panamera (970)		Spherical R14 K 19 M 14x1,5x30/60 (2 pcs.) 10.9 Deltaprotekt KL100	997 361 203 01	PS19D30-MWA

accessories for original equipment















PICTURE	CAR MODEL - TYPE			Wheel type	TECHNICAL CHARACTERISTICS	OEM PART NR	BIMECC PART NR
PORSCHE							
	Cayenne				Spherical R14 K 19 M14x1,5x37/67 (2 pcs.) 10.9 White Zincplated	7L0 601 139 A	PS19D37-MW
	Macan (958)				Spherical R14 K 19 M14x1,5x30/60 (2 pcs.) 10.9 Zinc nickel black	996 352 086 02 WHT 006 978	PS19D30ZN-MWA
RENAULT							
	Clio (B, C57) Espace (S115) Kangoo (KC) Laguna (856, K56)	Megane (BA, DA, LA, EA) Thalia/Symbol (B) Twingo (C06)	R5 (B-C40, F40) R19 (B-C53, X53, L53) R21 (L48)		Conical 60° K 19 M12x1,5x25/51 10.9 White Zincplated	82 00 030 701 82 00 719 981	B15
	Capture (R) Clio (R) Kangoo (W, FW) Laguna (G)	Megane (M, JM, Z, JZ) Modus (P) Twingo (N, AH) Zoe (AG)	Kadjar (RFE)		Conical 60° K 17 M12x1,5x24/50 10.9 White Zincplated	82 00 473 353 40 22 221 21R	B27
	Koleos (Y)				Conical 60° K 21 M12x1,5 8 Yellow Zincplated	40224-21001	DMTSB
SEAT							
	Arosa (6H, 6HS) Cordoba (6K, 6K/C) Ibiza (6K) Inca (9KS, 9KSF)	Mi (AA) Toledo (1L 4x100 only)			Spherical R13 K 17 M12x1,5x24,5/45,7 10.9 White Zincplated	3A0 601 139 321 601 139C WHT 004 899	LS17A25F-Z
	Alhambra (7N) Altea (5P) Cordoba (6L) Exeo (3R)	Ibiza (6L, 6J) Leon (1P, 1PN, 5F) Toledo (1L 5x100 only, 1M, 5P, NH)			Spherical R13 K 17 M14x1,5x27/47,5 10.9 White Zincplated	WHT 002 437	LS17D27F
	Alhambra (7MS from 1996 to 2000)				Spherical R14 K 19 M14x1,5x34/55 10.9 Black Zincnickel	701 601 139 B	LS19D34F
	Alhambra (7MS from 2001 to 2010)				Spherical R14 K 19 M14x1,5x34/62 (2 pcs.) 10.9 Deltaprotekt KL100	7M3 601 139B	LS19D34F-MW

PICTURE	CAR MODEL - TYPE		Wheel type	TECHNICAL CHARACTERISTICS	OEM PART NR	BIMECC PART NR
SKODA						
	Citigo (AA) Favorit (781) Felicia (791, 795, 797)			Spherical R13 K 17 M12x1,5x24,5/45,7 10.9 White Zincplated	WHT 004 899 3A0 601 139	LS17A25F-Z
	Fabia (6Y, 5J) Octavia (1U, 1Z, 5E) Rapid (NH) Roomster (5J)	Superb (3U, 3T) Yeti (5L)		Spherical R13 K 17 M14x1,5x27/47,5 10.9 White Zincplated	WHT 002 437	LS17D27F
SMART						
	Forfour (454)			Knurl Ø 14,3 Head Ø 18 M12x1,5x42/47 10.9 White Zincplated	454 3500135S1	CRP143A42
	Forfour (454)			Conical 60° K 21 M12x1,5 8 Yellow Zincplated	454 402 00 72	DMTSB
	Fortwo, Forfour (W453)			Conical 60° K 17 M12x1,5x24/49 10.9 White Zincplated	A45 39900007	B27
SUZUKI						
	Alto (FF, GF) Baleno (EG) Ignis (FH) Grand Vitara (JT)	Jimmy (FJ) Kizashi (FR) Liana (ER) Swift (EA, MA)	SX4 Wagon R+ (EM) Celerio (LF)	Conical 60° K 19 M12x1,25 8 White Zincplated	09140-12042	D61
	Ignis (MH) Splash (EX) Swift (EZ/MZ, NZ/FZ) Wagon R+ (MM, HD) Vitara (LY)			Conical 60° K 17 M12x1,5x22/47,5 10.9 White Zincplated	43423-86G00	LC17A22F
TESLA						
	Model S			Conical 60° K 21 M14x1,5 10 Zincnickel + s/s cap	ACPA-1012-KXA	DF10

accessories for original equipment

PICTURE	CAR MODEL - TYPE	Wheeltype	TECHNICAL CHARACTERISTICS	OEM PART NR	BIMECC PART NR		
TOYOTA/LEXUS							
	Auris (E15J, E18UM) Avenis (T22, T25, T27, M2) Camry (V2, V10) Carina (T19U) IQ (AJ1)	Celica (T18, T20) Corolla (E10, E11, E12, R1) Hiace (H1) Hilux (N1, N16, N25S)	Paseo (L5) Previa (R3) Prius (HW2, HW3, HW4) RAV 4 (A2, XA3) Urban Cruiser (XP11) Yaris (P1, P2, XP9, XP13M)		Conical 60° K 21 M12x1,5 8 Yellow Zincplated	90942 01007	DMTSB
	Auris (E15J, E18UM) Avenis (T22, T25, T27, M2) Camry (V2, V10) Carina (T19U) Celica (T18, T20)	Corolla (E10, E11, E12, R1) Hiace (H1) Hilux (N1, N16, N25S) IQ (AJ1) Paseo (L5)	Previa (R3) RAV 4 (A2) Yaris (P1, P2, XP9, XP13M) Urban Cruiser (XP11) Prius (HW2, HW3, HW4)		Flat K 21 M12x1,5 (2 pcs.) 8 Chromeplated	90942-01033	DT0Y01
	4 Runner Land Cruiser Prado RAV 4 Highlander	Lexus ES300, GS300-400-430 (from '08/96) GX470 IS200-300 (from '07/01) LS400-430 (from '01/00)	RX300-400H (from '01/98) SC300-400-430 (from '01/97)		Flat K 21 M12x1,5 (2 pcs.) 8 Chromeplated	90942-01058	DT0Y03
	Land Cruiser 70, 100, 200, 400 Tundra Lexus LX470, LX570				Flat K 22 M14x1,5 (2 pcs.) 8 Chromeplated	90942-01103	DT0Y04
	Aygo (AB1)				Conical K 17 M12x1,5x21/47 10.9 White Zincplated	90942-W2001	C17A21
	Aygo (AB1)				Flat K 17 M12x1,5x35/59,5 (2 pcs.) 10.9 Deltaprotekt KL100	90942-W2002	PZ406-9068000
	Aygo (580W)				Flat K 17 M12x1,5x33/53,5 (2 pcs.) 10.9 Deltaprotekt KL100	90942-W2003	VPE05

NEW

PICTURE	CAR MODEL - TYPE	Wheeltype	TECHNICAL CHARACTERISTICS	OEM PART NR	BIMECC PART NR
VOLKSWAGEN					
	Transporter T2 Transporter T3		Spherical R14 K 19 M14x1,5 10 White Zincplated	N 020 112 1	D17R
	Caddy (9KV, 9U) Corrado (53I, 4x100 only) Golf (155, 19E, 1H 4x100 only)	Jetta (19E) Lupo (6X) Passat (35I, 35I-299) Polo (86C, 6N, 6NF)	Scirocco (53) Up (AA) Vento (1H 4x100 only)	321601139 C 3A0 601 139 WHT 004 899	LS17A25F-Z
	Sharan (7M from 1995 to 2000) Transporter T4 (7 DZ)		Spherical R14 K 19 M14x1,5x34/55 10.9 Black Zincplated	701 601 139 B 7M0 601 139A	LS19D34F
	Sharan (7M from 2000 to 2010) Transporter T4 (2001-2003)		Spherical R14 K 19 M14x1,5x34/62 (2 pcs.) 10.9 Deltaprotekt KL100	7M3 601 139 B	LS19D34F-MW
	Bora (1J, 9M, 1K) Beetle (16) Caddy (2K, 2KN, 2CA) CC (358) Corrado (53I 5x100 only)	Eos (1F) Fox (5Z) Golf (1H 5x100 only, 1J, 1K, 1KM, 1KP, AU) Jetta (1KM, 16) New Beetle (9C, 1Y)	Passat (3B, 3BG, 3C) Polo (9N, 6R) Scirocco (13) Sharan (7N) Touran (5T) Tiguan (5N)	WHT 002 437	LS17D27F
	Phaeton (3D)		Spherical R13 K 17 M14x1,5x27/51 (2 pcs.) 8.8 White Zincplated	4D0 601 139 A	LS17D27F-MW2
	Touareg (7L, 7P) Transporter T5 (7H)		Spherical R14 K 19 M14x1,5x37/67 (2 pcs.) 10.9 White Zincplated	7L0 601 139 A	PS19D37-MW
	Crafter 30/35 (2EC1, 2FJ1) LT28/35 (2DM)		Spherical R14 K 19 M14x1,5x34/63 10.9 Zincnickel+Fluorid 105	2D0 601 139 WHT 000 888	S19D34R14

accessories for original equipment

PICTURE	CAR MODEL - TYPE		Wheeltype	TECHNICAL CHARACTERISTICS	OEM PART NR	BIMECC PART NR	
VOLVO							
	240-260 (P244, P245)			Conical 60° K 19 1/2" UNF 8 Zincplated + s/s cap	1273332	D33	
	S40/V40 (V)			Conical 60° K 21 M 12x1,5 8 Yellow Zincplated	30870000 30873148	DMTSB	
	C30 (M) S40/V50 (M) S90/V90 (9) V40 (M)			Conical 60° K 19 M 12x1,5 10 Deltaprotekt KL 100	8665333 999359		
	C30 (M) S40/V50 (M) S90/V90 (9) V40 (M)			Conical 60° K 19 M 12x1,5 10 Zincplated + s/s cap	31329645	DF02N	
	850 (L, LS, LW) S70/V70 (L)			Conical 60° K 19 M12x1,75x28,5/55 10.9 White Zincplated	3546651	VOLVO	
	S60 (RH, F) S80 (A, T) V60 (F) C70 (N)	S70/V70 (G) S80 (T/K/KW, A) V70 (J) XC60 (D) V70/XC70 (B)	XC90 (C, L)		Conical 60° K 19 M14x1,5x34/60 (2 pcs.) 10.9 White Zincplated	31362432	C19D34-MW

All information in this application list have been carefully drafted, however, it is highly recommended to refer to the vehicle use and maintenance manual and to contact an authorized tyre shop for replacement. In any case, Bimecc Engineering disclaims any liability for any improper use of these accessories.

Bimecc®

Bimecc Engineering S.p.A.

Via Volta 18
35030 Veggiano (PD)
Italy
Tel. 0039 0499048311
Fax 0039 0499001738
<http://www.bimecc.it>
e-mail: sales@bimecc.it

Bimecc UK Ltd

Unit 10 Handley Page Way
Old Parkbury Lane, Colney
Street, St Albans,
Herts AL2 20Q United Kingdom
Tel 0044 (0) 1923 855234
Fax 0044 (0) 1923 855254
e-mail: sales@bimecc.co.uk

Bimecc USA Inc.

14782 Yorba Court
Chino, California 91710
Tel. ++1 909 614 1822
Fax ++1 909 614 1343
e-mail: info@bimecc-usa.com

